

Projektnummer	<b>PMAGT05881</b>
Titel	Sparechain 35 cm (53 T)_Chain Saw Accessory_EC
Artikelnr.	4500172
Version	01

**EAG Product Information**

Pilot/Mass Production Template?:

Mass Production

Brandname:

Einhell Grey

Technical Product Type Name:

Spare Chain

Reference Picture(1):



Type:

Ersatzkette 35 cm (53 T)

Art.-Number:

4500172

Ident-Number:

11013

GS-Institute:

No GS

Customers article number:

Supplier:

Fivea

Manufacturer's Type Name:

Einhell Basic Modell Brandname:

Einhell Basic Modell Type:

Einhell Basic Modell Art.-Number:

Einhell Basic Modell Ident-Number:

Modifications to Basic Modell:

Type of Charger included in delivery:

No charger

Order Number:

**PSI - Mass Production**

Reference Picture(2):

# Mass Production

---

## Document History and Release Notes

---

### EAG: PSI Version 1

EAG Version created by:	Gehard
EAG Version creation date:	16.12.13
EAG Version released by Division Manager:	Bauer

---

### EC: PSI Version 1

EC Version creation date:	
EC Version created by:	
EC Version released by Division Manager:	

---

### EC: PSI Version 2

EC Version creation date:	
EC Version created by:	
EC Version released by Division Manager:	
Modifications to previous version:	

---

### EC: PSI Version 3

EC Version creation date:	
EC Version created by:	
EC Version released by Division Manager:	
Modifications to previous version:	

---

### EC: PSI Version 4

EC Version creation date:	
EC Version created by:	
EC Version released by Division Manager:	
Modifications to previous version:	

---

### EC: PSI Version 5

EC Version creation date:	
EC Version created by:	
EC Version released by Division Manager:	
Modifications to previous version:	

---

### EC: PSI Version 6

EC Version creation date:	
EC Version created by:	

---

EC Version released by Division Manager:

Modifications to previous version:

---

**EC: PSI Version 7**

EC Version creation date:

EC Version created by:

EC Version released by Division Manager:

Modifications to previous version:

---

**EC: PSI Version 8**

EC Version creation date:

EC Version created by:

EC Version released by Division Manager:

Modifications to previous version:

---

**EC: PSI Version 9**

EC Version creation date:

EC Version created by:

EC Version released by Division Manager:

Modifications to previous version:

---

**EC: PSI Version 10**

EC Version creation date:

EC Version created by:

EC Version released by Division Manager:

Modifications to previous version:

---

**EC: PSI Version 11**

EC Version creation date:

EC Version created by:

EC Version released by Division Manager:

Modifications to previous version:

---

**EC: PSI Version 12**

EC Version creation date:

EC Version created by:

EC Version released by Division Manager:

Modifications to previous version:

---

**EC: PSI Version 13**

EC Version creation date:

EC Version created by:

EC Version released by Division Manager:

Modifications to previous version:

---

**EC: PSI Version 14**

EC Version creation date:

EC Version created by:

EC Version released by Division Manager:

Modifications to previous version:

---

**EC: PSI Version 15**

EC Version creation date:

EC Version created by:

EC Version released by Division Manager:

Modifications to previous version:

---

**Remarks EAG**

---

**Remarks EC**

---

**EC: Samples information**

---

Rating AQL:	critical
<b>EC: Export Packaging Check Minor</b>	
Rating AQL:	minor
Question 1:	Check if the marking on export packaging is correct
Question 2:	Check if the export packaging is not damaged and not dirty
<b>EC: Export Packaging Check Singulary</b>	
Rating AQL:	singulary
Question 1:	Check if the Export packaging size is correct according to following values
Length of Export packaging:	m
Width of Export packaging:	m
Height of Export packaging:	m
Question 2:	
	Check if the gross weight of export packaging is correct according to following value
Gross Weight of Export Packaging:	kg
Question 3:	
	Check if the quantity of items in export packaging is correct according following value
Packaging Unit:	
<b>EAG: Sales Packaging Check singular</b>	
Rating AQL:	singulary
Question 1:	Check if the Version of sales packaging is 01
Reference Picture(3):	



Question 2:

Check if the EAN-Code is correct: 4006825600926 ! Scan all available barcodes on the whole packaging!

Question 3: Check if correct packaging type is used

Packaging Type: Color Box

Question 4: Check if the size of the packaging is 0mm x 0mm x 0mm

Question 5: Check if the gross weight of the item in package is 0kg

Question 6: Check if Colors of Colorbox are same as officially released Reference Colorbox from Einhell (stored at supplier)

---

**Question 7:**

Check if color of colorbox sticks to a white paper by moving white paper 10x over surface of colorbox (White Paper Test)


Reference Picture(4):



Additional Text:

White Paper Test - Testing Procedure

Reference Picture(5):



Additional Text:

White Paper Test - Failed Result

Reference Picture(6):



White Paper Test - Passed Result

Additional Text:

Question 8:

Check if UV Coating sticks on Einhell tape by quickly removing Einhell Tape from colorbox  
(Tape Test)


Reference Picture(7):



Tape Test - Testing Procedure


Additional Text:

Reference Picture(8):



Additional Text:  
Reference Picture(9):


Tape Test - Failed Result



Additional Text:  
Question 9:


Tape Test - Passed Result

Check if transparent tape which is used to close colorbox does not show airbubbles  
Reference Picture(10):



Additional Text:  
Reference Picture(11):

Air Bubble Test - Failed Result



Additional Text:

Air Bubble Test - Passed Result

**EC: Sales Packaging Check Singular**

Rating AQL:

singular

Question 1:

Check if Product / Accessories / Inlays / Manual are arranged in sales packaging as shown in pictures

Reference Picture(12):





Reference Picture(13):



Reference Picture(14):



Question 2:

Check if product is packed in poly bag

Reference Picture:

**EAG: Euro-hole Check**

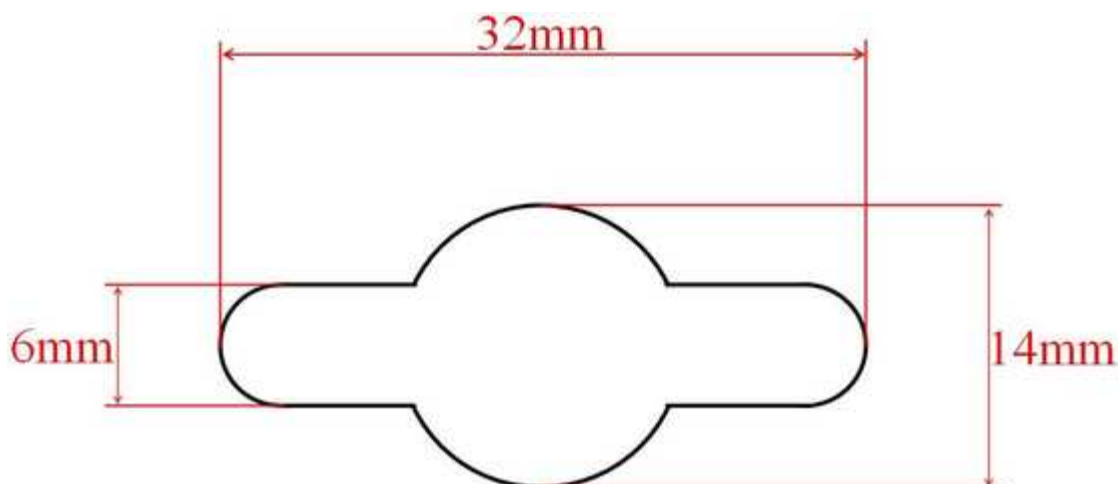
Rating AQL:

major

Question 1:

Check if Euro-hole is in correct size like on the picture below:

Reference Picture(15):

**EAG: Sales Packaging Check Major**

Rating AQL:

major

Question 1:

Check if the packaging is not damaged and dirty

Question 2:

Check if the printing quality is good (sharp letters, no blurr, no ink smudged)

Question 3:

Check if the Brand name Einhell Grey, Art.No 4500172, Ident-No 11013 are correct

Question 4:

Check that NO dehumidifying bags (silica gel) are used in packaging

**EAG: Sales Packaging Check Minor**

Rating AQL:

minor

Question 1:

Check if the printing on poly bags is the same like in the picture below

Reference Picture(16):



---

Additional Text:

XX and XX-XX should be changed to material used, see codes in the picture below

Reference Picture(17):



Question 2:

Check if poly bags with opening >160mm have at least four holes (diameter = 6mm)

---

**EAG: Order-specific requirements**

Additional Text:

The following points have to be checked only for special orders, details given below!

---

**EAG: requirements for UK-orders**

Additional Text:

The following points have to be checked only for orders with order number UK\*, HOM\*, ARG\*

---

**Mains Cable**

---

**EAG: requirements for Zgonc-orders**

Additional Text:

The following points have to be checked only for orders with order number ZGO\*

---

**for all orders from Zgonc**

Rating AQL:

major

Question 1:

Check if the "5-year-warranty" label is sticked on the packaging on a bright area, size must be same as "Einhell Quality Check" Logo!

Reference Picture(18):




Question 2:

Check if the Hotline label is sticked on the packaging (same size like above warranty-sticker)  
Reference Picture(19):



Question 3:  
Reference Picture(20):

Check if the Zgonc Warranty Card is in the manual bag



Question 4:

Check if the "Quality Approved" label is stuck on the packaging once (ONLY for existing Zgonc items ( "Yellow Garden Line", "Yellow Profi Line", ...))

Reference Picture(21):



Question 5:

Check if the Zgonc Article Number is stuck above the barcode once (NOT for existing Zgonc items ( "Yellow Garden Line", "Yellow Profi Line", ...))

Question 6:

Check if the "Quality Approved" label height is around 80% of the "5-year-warranty" label height (see red arrows on picture)

Reference Picture(22):



---

**EAG: requirements for PL-orders**

Additional Text:

The following points have to be checked only for orders with order number PL\*

---

**for all orders from PL**

Rating AQL:

major

Question 1:

Check if the following label (size: 50x25mm) is stucked onto the color box (1 piece, located near EAN-Code)

Reference Picture(23):

Kraj produkcji: Chiny

Importer: Einhell Polska Sp. z o.o.,

ul. Wymysłowskiego 1,

55-080 Nowa-Wieś

Wroclawska

---

**EAG: requirements for RO-orders**

Additional Text:

The following points have to be checked only for orders with order number RO\*

---

**for all orders from RO**

Rating AQL:

major

Question 1:

Check if the following label (size: 50x20mm) is stucked onto the color box (1 piece, located near EAN-Code)

---

Reference Picture(24):

**Importator: EINHELL ROMANIA**  
**Adresa:** A1 Industrial Park, Aleea Maria -  
Laura nr.5, Autostrada A1, Km 13.5,  
Dragomiresti Deal, Jud. Ilfov, 077096  
Tel: 021.318.55.44; Fax: 021.318.55.47

---

**EAG: requirements for Brasil-orders**

Additional Text:

The following points have to be checked only for orders with order number EBRA\*

---

**Brasil-Manual**

Rating AQL:

major

Question 1:

Check if address of Einhell Brasil is printed in the manual like shown on picture

Reference Picture(25):

**Importado no Brasil por:**  
**Einhell Brasil Comercio e Distribuição**  
**de Ferramentas e Equipamentos Ltda.**  
**Av. Doutor Betim, 619 – Vila Marieta –**  
**CEP 13042-020**  
**Campinas/SP**  
**CNPJ 10.969.425/0001-67**

---

**Brasil-Packaging**

Rating AQL:

major

Question 1:

Check if address of Einhell Brasil is on the packaging

Reference Picture(26):



**Brasil-Cable**

Rating AQL:

major

Question 1: Check if mains cable and mains plug are with NBR14136 mark for Brasil

**EAG: requirements for Croatia-orders**

Additional Text:

The following points have to be checked only for orders with order numbers HR- or BA- or RS- or H-

**for all orders from Croatia**

Rating AQL:

major

Question 1:

check if there is a sticker on the packaging that looks like example on following picture  
Reference Picture(27):

**Einhell® Germany AG**

Art. br.: 40.103.50 Oznaka/tip/tipus: BT-AC 230/24

HR/BiH naziv proizvoda: kompresor

SRB/BiH naziv proizvoda: kompresor

HU megnevezés: kompresszor

Proizvođač/gyártó: Hansi Anhui Far East LTD., 15/F OTB Building, 160 Gloucester Road, Hong Kong, KINA

Zemlja podrijetla/zemlja porekla/szárm. ország: VIETNAM

Uvoznik za Hrvatsku: EINHELL Croatia d.o.o., Velika Ves 2, 49224 Lepajci

Uvoznik za Bosnu i Hercegovinu: EINHELL BiH d.o.o., Poslovni centar 96, 72250 Vitez

Forgalmazó: EINHELL Hungaria Kft, Mázsza tér 5-7, 1107 Budapest

Uvoznik za Srbiju: EINHELL d.o.o. Beograd, Vojvodanska 386, 11271 Beograd-Surčin

EAN-Code: 4006825566772 Način uporabe/način upotrebe: prema uputstvu



Question 2:

check if the above mentioned sticker is positioned near the EAN code on the packaging



Reference Picture(28):



Question 3:

a separate warranty card must be in the packaging, printed on paper size A4 both sided, looking like following example

Additional Text:

Reference Picture(29):



Additional Text:

Reference Picture(30):

Back side:

Uvjetnik za HRV	Uvjetnik za BiH	Uvjetnik za Srbiju	Uvjetnik za BiH																
<b>Einhell®</b> Croatia d.o.o.	<b>Einhell®</b> BiH d.o.o.	<b>Einhell®</b> d.o.o. BOSNIA	<b>Einhell®</b> BiH d.o.o.																
<b>JAMSTVO</b>		<b>GARANCIJA</b>																	
<p>1. Jamstvo se odnosi na proizvode proizvedene u skladu s tehničkim specifikacijama i predstavlja jamstvo za kvalitetu i pouzdanost proizvoda.</p> <p>2. Jamstvo se odnosi na proizvode proizvedene u skladu s tehničkim specifikacijama i predstavlja jamstvo za kvalitetu i pouzdanost proizvoda.</p> <p>3. Jamstvo se odnosi na proizvode proizvedene u skladu s tehničkim specifikacijama i predstavlja jamstvo za kvalitetu i pouzdanost proizvoda.</p> <p>4. Jamstvo se odnosi na proizvode proizvedene u skladu s tehničkim specifikacijama i predstavlja jamstvo za kvalitetu i pouzdanost proizvoda.</p> <p>5. Jamstvo se odnosi na proizvode proizvedene u skladu s tehničkim specifikacijama i predstavlja jamstvo za kvalitetu i pouzdanost proizvoda.</p> <p>6. Jamstvo se odnosi na proizvode proizvedene u skladu s tehničkim specifikacijama i predstavlja jamstvo za kvalitetu i pouzdanost proizvoda.</p> <p>7. Jamstvo se odnosi na proizvode proizvedene u skladu s tehničkim specifikacijama i predstavlja jamstvo za kvalitetu i pouzdanost proizvoda.</p> <p>8. Jamstvo se odnosi na proizvode proizvedene u skladu s tehničkim specifikacijama i predstavlja jamstvo za kvalitetu i pouzdanost proizvoda.</p> <p>9. Jamstvo se odnosi na proizvode proizvedene u skladu s tehničkim specifikacijama i predstavlja jamstvo za kvalitetu i pouzdanost proizvoda.</p>		<p>1. Jamstvo se odnosi na proizvode proizvedene u skladu s tehničkim specifikacijama i predstavlja jamstvo za kvalitetu i pouzdanost proizvoda.</p> <p>2. Jamstvo se odnosi na proizvode proizvedene u skladu s tehničkim specifikacijama i predstavlja jamstvo za kvalitetu i pouzdanost proizvoda.</p> <p>3. Jamstvo se odnosi na proizvode proizvedene u skladu s tehničkim specifikacijama i predstavlja jamstvo za kvalitetu i pouzdanost proizvoda.</p> <p>4. Jamstvo se odnosi na proizvode proizvedene u skladu s tehničkim specifikacijama i predstavlja jamstvo za kvalitetu i pouzdanost proizvoda.</p> <p>5. Jamstvo se odnosi na proizvode proizvedene u skladu s tehničkim specifikacijama i predstavlja jamstvo za kvalitetu i pouzdanost proizvoda.</p> <p>6. Jamstvo se odnosi na proizvode proizvedene u skladu s tehničkim specifikacijama i predstavlja jamstvo za kvalitetu i pouzdanost proizvoda.</p> <p>7. Jamstvo se odnosi na proizvode proizvedene u skladu s tehničkim specifikacijama i predstavlja jamstvo za kvalitetu i pouzdanost proizvoda.</p> <p>8. Jamstvo se odnosi na proizvode proizvedene u skladu s tehničkim specifikacijama i predstavlja jamstvo za kvalitetu i pouzdanost proizvoda.</p> <p>9. Jamstvo se odnosi na proizvode proizvedene u skladu s tehničkim specifikacijama i predstavlja jamstvo za kvalitetu i pouzdanost proizvoda.</p>																	
<table border="1"> <tr> <th>Ime</th> <th>Adresa</th> </tr> <tr> <td></td> <td></td> </tr> <tr> <th>Ime</th> <th>Adresa</th> </tr> <tr> <td></td> <td></td> </tr> </table>		Ime	Adresa			Ime	Adresa			<table border="1"> <tr> <th>Ime</th> <th>Adresa</th> </tr> <tr> <td></td> <td></td> </tr> <tr> <th>Ime</th> <th>Adresa</th> </tr> <tr> <td></td> <td></td> </tr> </table>		Ime	Adresa			Ime	Adresa		
Ime	Adresa																		
Ime	Adresa																		
Ime	Adresa																		
Ime	Adresa																		
<p>Ime i adresa kupca koji je kupio proizvod:</p> <p>Ime i adresa kupca koji je kupio proizvod:</p>		<p>Ime i adresa kupca koji je kupio proizvod:</p> <p>Ime i adresa kupca koji je kupio proizvod:</p>																	

**EAG: requirements for Argentina-orders**

Additional Text:

The following points have to be checked only for orders with order number EARG\*

for all orders from Argentina


Rating AQL:

major

Question 1:

Check the position of the hangtag on the power cable like following picture

Reference Picture(31):



Question 2:


The hangtag must be made of self-sticking PP, black printing on white background.

Question 3:

For a 2-pin-plug, the hanger must look like following picture

Reference Picture(32):

**IMPORTANTE PARA EL USUARIO**


Los aparatos de la Clase II, que se identifican con el símbolo , poseen ficha de 2 espigas planas sin toma de tierra, pues poseen doble aislación o aislación reforzada en todas sus partes.



**NO LA ELIMINE** colocando un adaptador o reemplazando la ficha por otra de 2 espigas cilíndricas, ya que la misma es compatible con los tomacorrientes con toma de tierra.

**PARA SU SEGURIDAD**, su instalación debe estar provista de conductor de tierra. De no ser así, realice la adecuación con personal especializado.

**IMPORTANTE PARA EL USUARIO**

Los aparatos de la Clase II, que se identifican con el símbolo , poseen ficha de 2 espigas planas sin toma de tierra, pues poseen doble aislación o aislación reforzada en todas sus partes.



**NO LA ELIMINE** colocando un adaptador o reemplazando la ficha por otra de 2 espigas cilíndricas, ya que la misma es compatible con los tomacorrientes con toma de tierra.

**PARA SU SEGURIDAD**, su instalación debe estar provista de conductor de tierra. De no ser así, realice la adecuación con personal especializado.

Question 4:  
Reference Picture(33):

For a 3-pin-plug, the hanger must look like following picture

**IMPORTANTE PARA EL USUARIO**

Los aparatos de la Clase I, poseen ficha de 3 espigas planas con toma de tierra, para aumentar su seguridad.



**NO LA ELIMINE** colocando un adaptador o reemplazando la ficha por otra de 2 espigas.

**PARA SU SEGURIDAD**, su instalación debe estar provista de conductor de tierra. De no ser así, realice la adecuación con personal especializado.

**IMPORTANTE PARA EL USUARIO**

Los aparatos de la Clase I, poseen ficha de 3 espigas planas con toma de tierra, para aumentar su seguridad.



**NO LA ELIMINE** colocando un adaptador o reemplazando la ficha por otra de 2 espigas.

**PARA SU SEGURIDAD**, su instalación debe estar provista de conductor de tierra. De no ser así, realice la adecuación con personal especializado.

Question 5:  
Reference Picture(34):

Check if the warranty card, size DIN A5 is in the manual bag



## EAG: requirements for CH-orders

Additional Text:

The following points have to be checked only for orders with order number CH\*

for all orders from CH

Rating AQL:

Question 1:

The new CH-plug version with 2 partly insulated pins must be used like below picture

Reference Picture(35):



## EAG: requirements for Israel-orders

Additional Text:

The following points have to be checked only for orders with order number SOL\*

for all orders from IL

Rating AQL:

critical

Question 1:

Additional Text:

Reference Picture(36):

Check if the plug type is approved  
following pictures show approved plug types (Result:passed)



Reference Picture(37):



Reference Picture(38):



Reference Picture(39):



Additional Text:  
Reference Picture(40):

following pictures show wrong plug type (Result:failed)



Reference Picture(41):



EAG: Accessory-Complete-Check

Rating AQL:

Question 1:

Reference Picture(42):

major

Check if scope of delivery is according to picture





Additional Text:

Oregon chain (53 drive links)

**EAG: Prints Check Minor**

Rating AQL: minor

Question 1:

Check if the position of the prints is the same like on the pictures below

Reference Picture:

Reference Picture:

Reference Picture:

**EAG: Prints Check Major**

Rating AQL: major

Question 1:

Check if the print is according to picture

Reference Picture:

Question 2:

Check if the print is according to picture

Reference Picture:

Question 3:

Check if the print is according to picture

Reference Picture:

Question 4:

Check if the quality of all the prints is good, clear edges, clean white color, durable print

**EAG: Item Visual check Minor**

Rating AQL: minor

Question 1:

Check if the housing is not damaged and dirty

Question 2:

Check if the housing is free of burrs

Question 3:

Check if the screw heads are not damaged

Question 4:

Check if the housing parts are fixed well and without gaps

Question 5:

Check if metal parts have no rust or scratches

Question 6:

Check if single parts are in good condition

**EAG: Safety Test - without Protection Class**

Rating AQL:

Question 1:

Question 2:

Question 3:



---

Question 4:

Question 5:

---

**EC: Einhell-CDF check**

Rating AQL:

singular

Question 2:

Check if chain is Oregon 91P053X

---

**EAG: Major Special Tests**

Rating AQL:

major

Question 2:

Check if the chain can be mounted on the GH-PC 1535 TC

Question 3:

Check if the chain have has 53 drive links

Question 4:

Make a shaking test (like on the picture below). Chain must not came out of package.  
Reference Picture(43):




---

**EC: Major Special Tests**

Rating AQL:

major

Question 1:

Check if the box is made by E corrugated.

Question 2:

Check if two Transparent adhesives are sticked on the top seal side.

Question 3:

Check if chain box is laid as shown in picture in outer container.

---

**EAG: Minor Special Tests**

Rating AQL:

minor

Question 1:

Question 2:

Question 3:

Question 4:

Question 5:

---

**EAG: Singularity Special Tests**

Rating AQL:

singular

Question 1:

Question 2:

Question 3:

Question 4:

Question 5:

---

**EC: Reference Sample**

---

Rating AQL: singulary

Question 1:

Check if Reference Sample for Einhell China (Tech. Department) is available?

---

EC: Attention

Reference Picture(44):

The Inspection Instruction is only internally used by the Technical and Quality Department of Einhell China, and also a reference for the Supplier. The Inspection Instruction can not overrule the contract which is made between Einhell China and the Supplier.

本验货指南系安海技术部门和质量管理部门内部使用，供供应商参考。本验货指南不得替代安海与供应商达成的协议。